

- 32 tones for a diverse range of applications
- Adjustable sound output to 115 dB
- Direct external setting of two tones possible with low voltage version



i TECHNICAL SPECIFICATIONS:

Dimensions (Ø x Height):	100 mm x 100 mm (IP 54)
Housing:	PC-ABS
Connection:	Screw terminal max. 2.5 mm
Cable entry:	Cable gland M20 x 1,5 mm Cable gland not included in assembly.
Tone types and frequencies: Selectable via DIP switch, see table on opposite page	

🛒 ORDER SPECIFICATIONS:



Voltage	9-28 V DC
Current consumption	10-120 mA
red	140 150 50
white	140 950 50
Voltage	110-240 V AC
Current consumption	10-40 mA
red	140 150 60
white	140 950 60

🏠 ACCESSORIES:

Cable gland M20 x 1.5 mm	975 444 01
--------------------------	------------

📏 TECHNICAL DIAGRAMS:

see page 296



See note on page 347




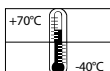
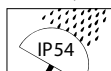
9-28 V



110-240 V



with use of rear cable entry



The 140 Multi-Tone Sounder offers a large choice of international signal tones for the widest spectrum of applications. The low voltage version allows two tones to be triggered externally.

TONE TYPES AND FREQUENCIES:



Selectable via DIP switch

Tone 1 No.	Tone type	Description	Sound output (dBA)		Tone 2 Low voltage version
			(12 V)	(24 V)	
1	alternating 800/970 Hz in 2 Hz stroke	BS 5839-1: 2002	101	105	14
2	rising 800/970 Hz in 7 Hz stroke		103	107	14
3	rising 800/970 Hz in 1 Hz stroke	BS 5839-1: 2002	104	108	14
4	continuous 2,850 Hz		110	115	14
5	rising 2,400-2,850 Hz in 7 Hz stroke		108	114	4
6	rising 2,400-2,850 Hz in 1 Hz stroke		109	115	4
7	500-1,200 Hz rising in 3 sec., 0.5 sec OFF		100	104	14
8	falling 1,200-500 Hz in 1 Hz stroke	DIN 33404	99	104	14
9	alternating 2,400/2,850 Hz in 2 Hz stroke		108	115	4
10	pulse 970 Hz in 0.5 Hz stroke	Back-up-alarm BS 5839 Part 1 1988	98	105	14
11	alternating 800/970 Hz in 1 Hz stroke	BS5839 Part 1 1988	100	105	14
12	pulse 2,850 Hz in 0.5 Hz stroke		107	114	4
13	970 Hz pulse: 0.25 sec. ON / 1 sec. OFF		96	105	14
14	continuous 970 Hz	BS 5839-1: 2002	101	105	15
15	554 Hz/100 ms alternating 440 Hz/400 ms	French alarm signal AFNOR NFS 32 S 32-001	97	102	14
16	660 Hz pulse: 150 ms ON, 150 ms OFF	Swedish alarm signal	97	101	17
17	660 Hz pulse: 1.8 sec. ON, 1.8 sec. OFF	Swedish alarm signal	97	103	16
18	660 Hz pulse: 6.5 sec. ON, 13 sec. OFF	Swedish alarm signal	99	103	14
19	continuous 660 Hz	Swedish alarm signal	99	103	21
20	alternating 554/440 Hz in 0.5 Hz stroke		99	103	21
21	pulse 660 Hz in 1 Hz stroke	Swedish alarm signal	98	104	19
22	2,850 Hz pulse: 150 ms ON, 100 ms OFF	Pedestrian crossing GB	109	115	14
23	rising 800/970 Hz in 50 Hz stroke	Low frequency BS 5839 Part 1 1988	101	106	14
24	rising 2,400-2,850 Hz in 50 Hz stroke	High frequency	106	112	4
25	970 Hz pulse: 3 x 500 ms ON, 500 ms OFF, Pause 1.5 sec.	ISO 8201 Low frequency: Evacuation	101	105	26
26	2,850 Hz pulse: 3 x 500 ms ON, 500 ms OFF, Pause 1.5 sec.	ISO 8201 High frequency	109	115	25
27	970/800 Hz alternating: 1.5 s ON, 0.5 s OFF		96	105	17
28	alternating 800/970 Hz in 2 Hz stroke	FP 1063.1 - Telecoms/BS 5839-1: 2002	99	105	10
29	alternating 988/645 Hz in 2 Hz stroke		99	104	988 Hz cont. tone
30	alternating 510/610 Hz in 2 Hz stroke		97	102	510 Hz cont. tone
31	falling 1,200-300 Hz in 1 Hz stroke		99	104	13
32	alternating 510/610 Hz in 1 Hz stroke		97	102	510 Hz cont. tone

