

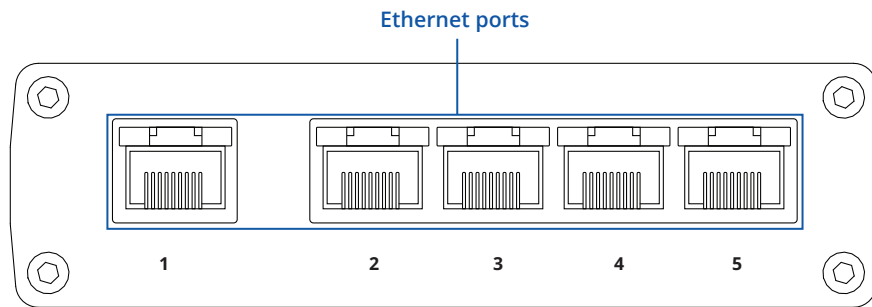


TSW110




HARDWARE

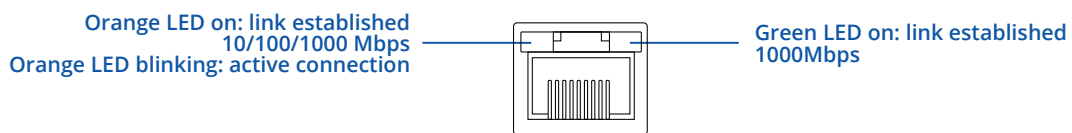
FRONT VIEW



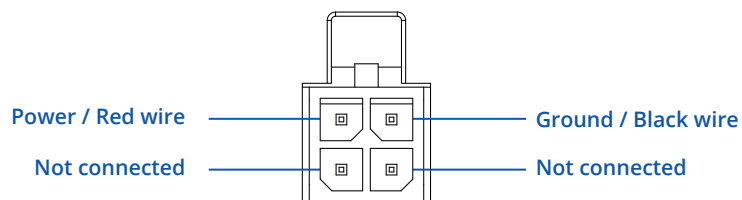
BACK VIEW



RJ45 LED MEANING



POWER SOCKET PINOUT



FEATURES

ETHERNET

LAN	5 x ETH ports, 10/100/1000 Mbps, supports auto MDI/MDIX crossover
IEEE 802.3 series standards	802.3i, 802.3u, 802.3ab, 802.3x, 802.3az

PERFORMANCE SPECIFICATIONS

Bandwidth (Non-blocking)	10 Gbps
Packer buffer	128 KB
MAC address table size	2K entries

POWER

Connector	4-pin industrial DC power socket
Input voltage range	9 – 30 VDC
PoE (passive)	Possibility to power up through ETH1 ports, not compatible with IEEE802.3af, 802.3at and 802.3bt standards, Mode B, 9 - 30 VDC
Power consumption	< 0.4 W/ < 1.8 W

PHYSICAL INTERFACES

Ethernet	5 x RJ45 ports, 10/100/1000 Mbps
Status LEDs	1 x Power LED, 10 x LAN status LEDs
Power	1 x 4-pin power connector
Other	1 x Grounding screw

PHYSICAL SPECIFICATION

Casing material	Full aluminum housing
Dimensions (W x H x D)	100 x 30 x 85 mm
Weight	227 g
Mounting options	DIN rail or wall mounting (additional kit needed), flat surface placement

OPERATING ENVIRONMENT

Operating temperature	-40 °C to 75 °C
Operating humidity	10% to 90% non-condensing
Ingress Protection Rating	IP30

REGULATORY & TYPE APPROVALS

Regulatory	CE/RED, UKCA, CB, EAC, UCRF, RoHS, REACH, CITC, ANRT, RCM, BSMI, GITEKI, FCC, IC, ANATEL, NOM
------------	---

WHAT'S IN THE BOX?

STANDARD PACKAGE CONTAINS*

- TSW110
- 9 W PSU
- QSG (Quick Start Guide)
- Packaging box



* For all standard order codes standard package contents are the same, except for PSU.

STANDARD ORDER CODES

PRODUCT CODE	HS CODE	HTS CODE	PACKAGE CONTAINS
TSW110 000000	851762	8517.62.00	Standard package with EU PSU
TSW110 000010	851762	8517.62.00	Standard package with US PSU
TSW110 000020	851762	8517.62.00	Standard package with AU PSU
TSW110 000030	851762	8517.62.00	Standard package with UK PSU

For more information on all available packaging options – please contact us directly.

TSW110 SPATIAL MEASUREMENTS & WEIGHT

MAIN MEASUREMENTS

W x H x D dimensions for TSW110:

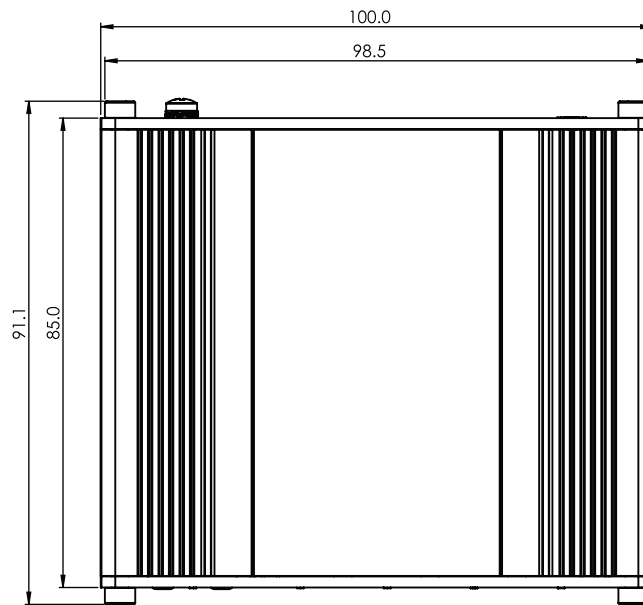
Device housing*: 100 x 30 x 85 mm

Box: 173 x 71 x 148 mm

*Housing measurements are presented without antenna connectors and screws; for measurements of other device elements look to the sections below.


TOP VIEW

The figure below depicts the measurements of TSW110 and its components as seen from the top:



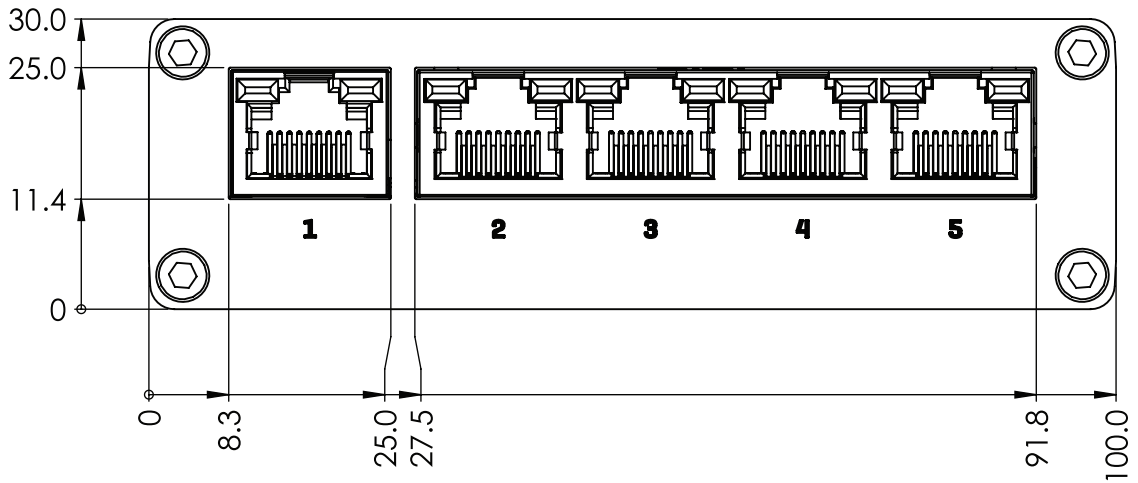
RIGHT VIEW

The figure below depicts the measurements of TSW110 and its components as seen from the right side:



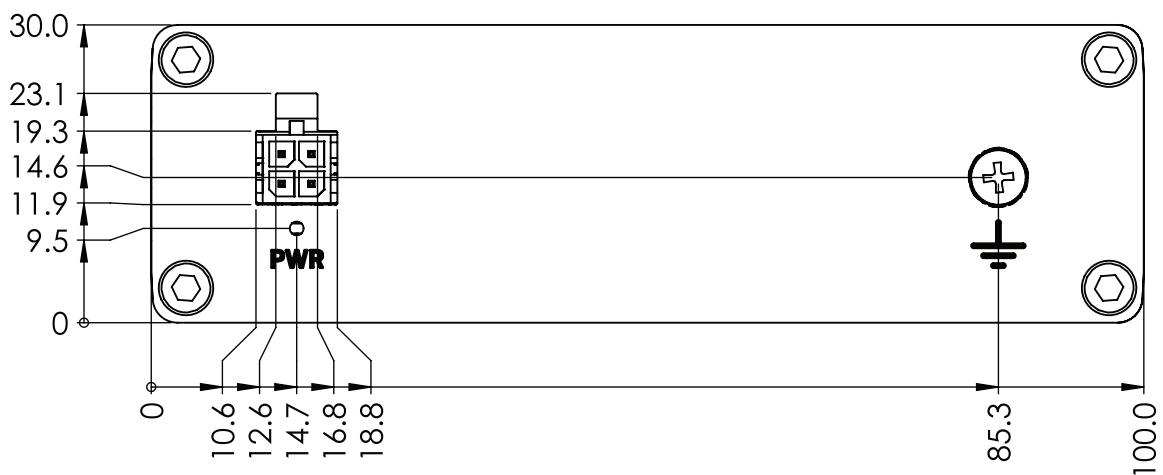
FRONT VIEW

The figure below depicts the measurements of TSW110 and its components as seen from the front panel side:



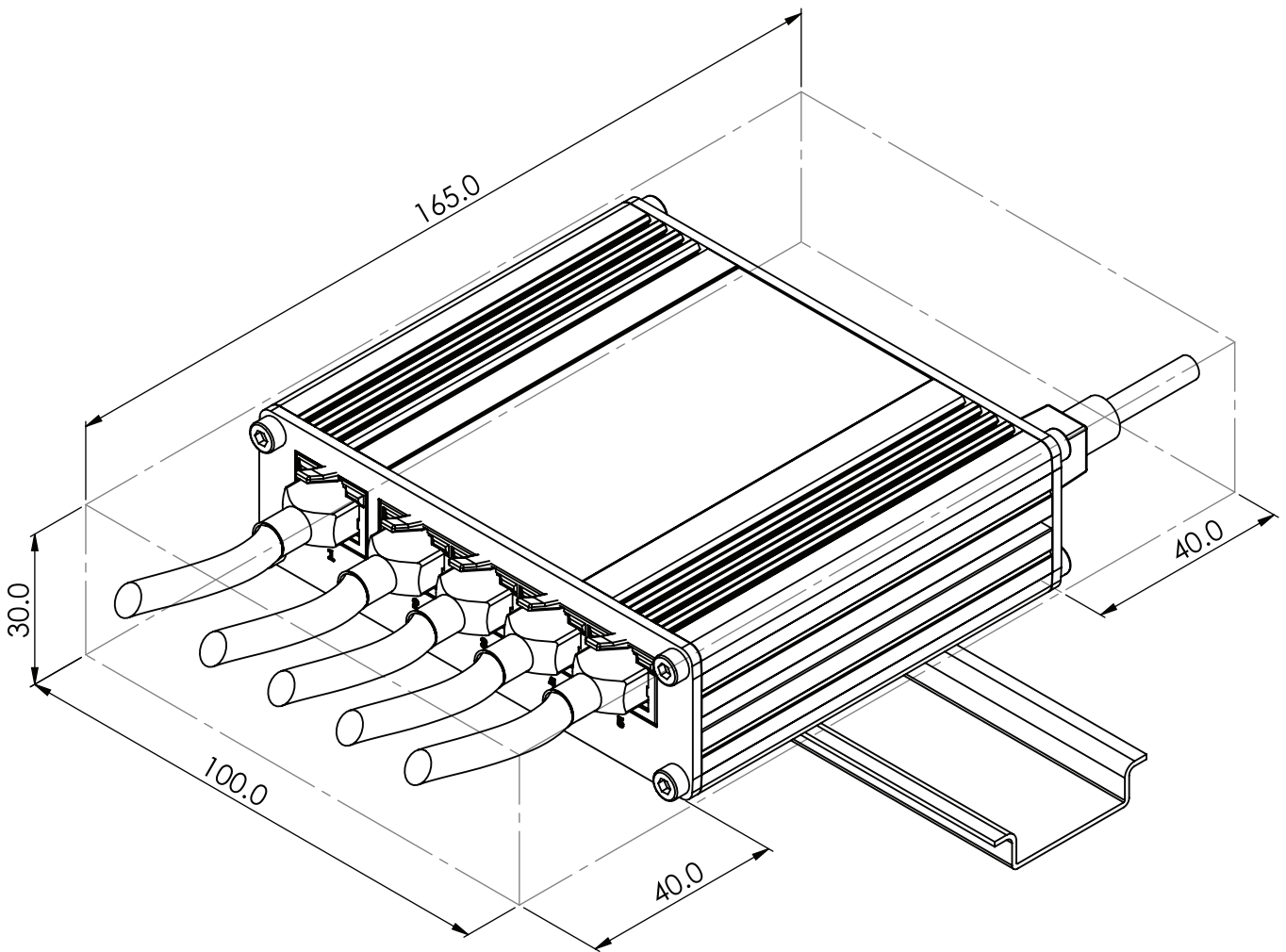
REAR VIEW

The figure below depicts the measurements of TSW110 and its components as seen from the back panel side:



MOUNTING SPACE REQUIREMENTS

The figure below depicts an approximation of the device's dimensions when cables and antennas are attached:



DIN RAIL

The scheme below depicts protrusion measurements of an attached DIN Rail:

