

XCSM3910L1

Safety limit switch, Telemecanique Safety switches XCS, XCSM, metal, steel plunger, 2 NC + 1 NO, cable 1 m



Main

Range of product	Telemecanique Safety switches XCS
Product or component type	Safety limit switch
Component name	XCSM
Design	Miniature
Material	Metal
Head type	Plunger head
Protection technology	Plastic protective cover, secured by 5-lobe socket head safety screw
Type of approach	On end approach
Type of operator	Metal end plunger
Contacts type and composition	1 NC + 1 NC + 1 NO
Contact operation	Snap action

Complementary

Electrical connection	Pre-cabled
Cable length	1 m
Cable composition	7 x 0.5 mm ²
Fixing mode	By the body
Number of poles	3
Positive opening	With NC contact
Mechanical durability	10000000 cycles
Minimum force for tripping	8.5 N
Positive opening minimum force	42.5 N
Minimum actuation speed	0.01 m/min
Maximum actuation speed	0.5 m/s
Contact code designation	B300, AC-15 (U _e = 240 V, I _e = 1.5 A) conforming to EN 60947-5-1 B300, AC-15 (U _e = 240 V, I _e = 1.5 A) conforming to EN/IEC 60947-5-1 appendix A R300, DC-13 (U _e = 250 V, I _e = 0.1 A) conforming to EN 60947-5-1 R300, DC-13 (U _e = 250 V, I _e = 0.1 A) conforming to EN/IEC 60947-5-1 appendix A
[Ui] rated insulation voltage	300 V conforming to UL 508 400 V (pollution degree 3) conforming to IEC 60947-5-1 300 V conforming to CSA C22.2 No 14
[Uimp] rated impulse withstand voltage	4 KV conforming to IEC 60664 4 kV conforming to IEC 60947-1
Maximum resistance across terminals	25 MOhm conforming to IEC 60255-7 category 3
Short-circuit protection	6 A cartridge fuse type gG (gl)
Repeat accuracy	0.05 mm on the tripping points
Body material	Zamak
Head material	Zamak
Depth	16 mm
Height	60 mm
Width	30 mm
Product weight	0.165 kg

The information provided in this documentation contains general descriptions and/or technical characteristics of the performance of the products contained herein. This documentation is not intended as a substitute for and is not to be used for determining suitability or reliability of these products for specific user applications. It is the duty of any such user or integrator to perform the appropriate and complete risk analysis, evaluation and testing of the products with respect to the relevant specific application or use thereof. Neither TWSS Holding nor any of its affiliates or subsidiaries shall be responsible or liable for misuse of the information contained herein.





Environment

Standards	CSA C22.2 No 14 EN 1088 EN/IEC 60204-1 UL 508 EN/IEC 60947-5-1
Product certifications	CSA UL
Safety level	Can reach category 4 with the appropriate monitoring system and correctly wired conforming to EN/ISO 13849-1 Can reach PL = e with the appropriate monitoring system and correctly wired conforming to EN/ISO 13849-1 Can reach SIL 3 with the appropriate monitoring system and correctly wired conforming to IEC 61508
Safety reliability data	B10d = 50000000 value given for a life time of 20 years limited by mechanical or contact wear
Protective treatment	TC
Ambient air temperature for operation	-25...70 °C
Ambient air temperature for storage	-40...70 °C
Vibration resistance	5 gn (f= 10...500 Hz) conforming to IEC 60068-2-6
Shock resistance	25 gn for 18 ms conforming to IEC 60068-2-27
Electrical shock protection class	Class I conforming to NF C 20-030 Class I conforming to EN/IEC 61140
IP degree of protection	IP66 conforming to IEC 60529 IP67 conforming to IEC 60529 IP68 conforming to IEC 60529
IK degree of protection	IK06 conforming to EN 50102

Packing Units

Unit Type of Package 1	PCE
Number of Units in Package 1	1
Package 1 Height	2.0 cm
Package 1 Width	14.0 cm
Package 1 Length	13.0 cm
Package 1 Weight	195.0 g
Unit Type of Package 2	PAL
Number of Units in Package 2	440
Package 2 Height	60.0 cm
Package 2 Width	80.0 cm
Package 2 Length	440.0 cm
Package 2 Weight	94.6 kg
Unit Type of Package 3	S03
Number of Units in Package 3	55
Package 3 Height	30.0 cm
Package 3 Width	30.0 cm
Package 3 Length	40.0 cm
Package 3 Weight	11.441 kg

Offer Sustainability

Sustainable offer status	Green Premium product
REACH Regulation	 REACH Declaration
EU RoHS Directive	Pro-active compliance (Product out of EU RoHS legal scope)  EU RoHS Declaration
Mercury free	Yes
RoHS exemption information	 Yes
Environmental Disclosure	 Product Environmental Profile

Circularity Profile	End of Life Information
California proposition 65	WARNING: This product can expose you to chemicals including: Diisononyl phthalate (DINP), which is known to the State of California to cause cancer, and Di-isodecyl phthalate (DIDP), which is known to the State of California to cause birth defects or other reproductive harm. For more information go to www.P65Warnings.ca.gov

Contractual warranty

Warranty	18 months
----------	-----------
