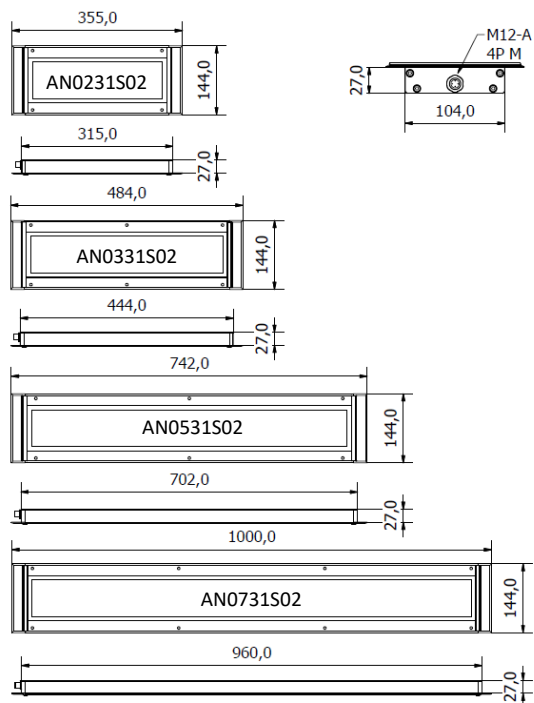




State-of-the art LED technology inside a robust aluminum housing. Machine Tool Debris and liquidproof structure. Resistant at vibrations. Lighting system particularly suitable for industrial applications, automation processes, medium and large size CNC machines. Front tempered diffusing glass 4mm thickness IK06 impact tested.

- Structure entirely made of aluminum
- Depth 27 mm
- 4 sizes from 13.98 in/(355mm) to 39.37 in/(1000 mm) in length
- Recessed mount
- Vibration-resistant up to 55Hz
- 4 mm thick, IK06 impact-resistant, tempered front glass
- IP67 Protection Index
- Suitable for wet locations
- Operating temperature from -20° to $+45^{\circ}$ C
- 120° diffused light beam angle
- LED lifespan (L 70) > 60 000 h
- Light color 6500 K - CRI 80
- Power Supply 24 VDC via M12 connector
- Class III IEC

DIMENSIONS (mm)



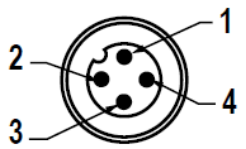
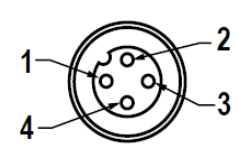
MECHANICAL FEATURES

Model	AN0231S02	AN0331S02	AN0531S02	AN0721S02
Casing Material	Extruded aluminum			
Side Enclosers	Extruded aluminum			
Surface Treatment	Standard: 10 microns of natural aluminum solution oxidation			
Front Glass	Extra clear transparent tempered 4 mm thick glass			
Weight	~ 1,40 kg	~ 2,10 kg	~ 3,30 kg	~ 4,30 kg
Protection Index	IP67			
Impact Resistance	1.00 N m/s			
Operating Temperature	-20 °C to + 45 °C			
Installation	N° 4 M5 screws	N° 6 M5 screws	N° 6 M5 screws	N° 8 M5 screws

ELECTRICAL FEATURES

Model	AN0231S02	AN0331S02	AN0531S02	AN0721S02
Power usage	26,5 W	40 W	66,5 W	93 W
Power Supply	22 ÷ 36 Vdc			
Device Power Protection	Full protection against reverse polarity			
Electrical Connection	M12 connector	M12 connector	M12 connector	M12 connector
Insulation Class	Class III (SELV)			
Efficiency Class	A/A+/A++/A+++ (Integrated LED module) compliant with UE Law No. 874/2012			

CONNECTION with M12-4P Male A Coding

Male	Female	Pin	Connection
		1	+ 24 Vdc
		2	Not Connected
		3	0 Vdc
		4	Not Connected

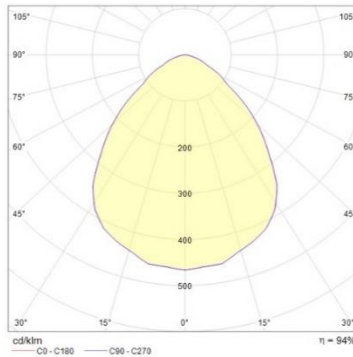
OPTICAL FEATURES

Model	N° and Type of LEDs	LED Lifespan	Light Color	CRI	Light Beam Angle	Luminous Flux	Efficiency
AN0231S02	72 Mid Power LED	60.000 L70*	6500 K	80	120 °	2400 lm	91 lm/W
AN0331S02	108 Mid Power LED	60.000 L70*	6500 K	80	120 °	3600 lm	90 lm/W
AN0531S02	180 Mid Power LED	60.000 L70*	6500 K	80	120 °	6150 lm	92 lm/W
AN0731S02	252 Mid Power LED	60.000 L70*	6500 K	80	120 °	8300 lm	89 lm/W

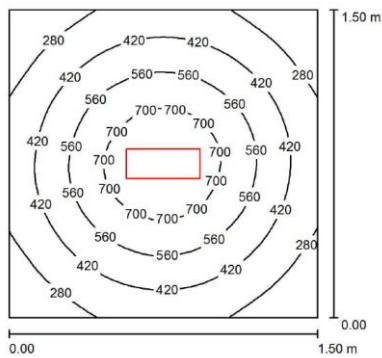
* Flow beam reduced by less than 30% after 60.000 hours

PHOTOMETRIC DIAGRAMS

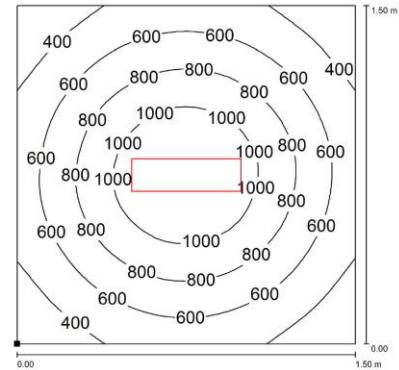
120° Flow beam



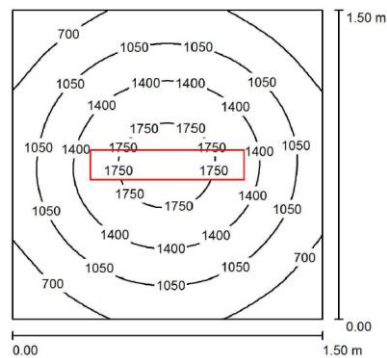
AN0231S02



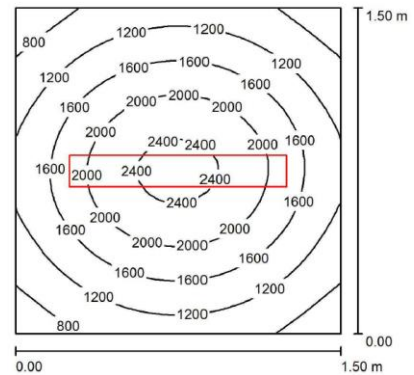
AN0331S02



AN0531S02



AN0731S02



Distance graphic: 1m

ORDER CODES

Model	Description
AN0231S02	Antario 355mm 26.5w 24vdc M12-A Cod.
AN0331S02	Antario 484mm 40w 24vdc M12-A Cod.
AN0531S02	Antario 742mm 66.5w 24vdc M12-A Cod.
AN0731S02	Antario 1000mm 93w 24vdc M12-A Cod.